

UPCOMING CITY ELECTION

ELECTION DATE:
FEBRUARY 10, 2026



WHAT WILL BE ON THE BALLOT?

PROP 1 (\$1.6M) – General Obligation Bond Public Safety

PROP 2 (\$13.5M) – General Obligation Bond Streets & Bridges

PROP 3 (\$3.0M) – General Obligation Bond Parks & Recreation

PROP 4 (\$8.5M) – Economic Development Sales Tax

PROP 5 (\$17.0M) – Capital Improvement Sales Tax



GENERAL INFORMATION ABOUT ALL PROPOSITIONS

Election date February 10, 2026 at
regular polling place

These are *not a tax increase*

Renewal of existing programs

Extension until 2031 for all programs



GENERAL OBLIGATION BOND INFORMATION

Repaid by property tax of 15 mills

Not a tax increase

All projects listed

Capital projects only



**NO TAX
INCREASE**

CAPITAL IMPROVEMENT SALES TAX INFORMATION

1/2% sales tax dedicated to capital
improvements

Not a tax increase

All projects listed

Capital projects only



**NO TAX
INCREASE**

ECONOMIC DEVELOPMENT SALES TAX INFORMATION

1/4% sales tax dedicated to economic development

Not a tax increase

Used to provide incentives for new primary jobs

Secondarily, used to provide incentives for new retail





G.O. BONDS AND CAPITAL IMPROVEMENT SALES TAX

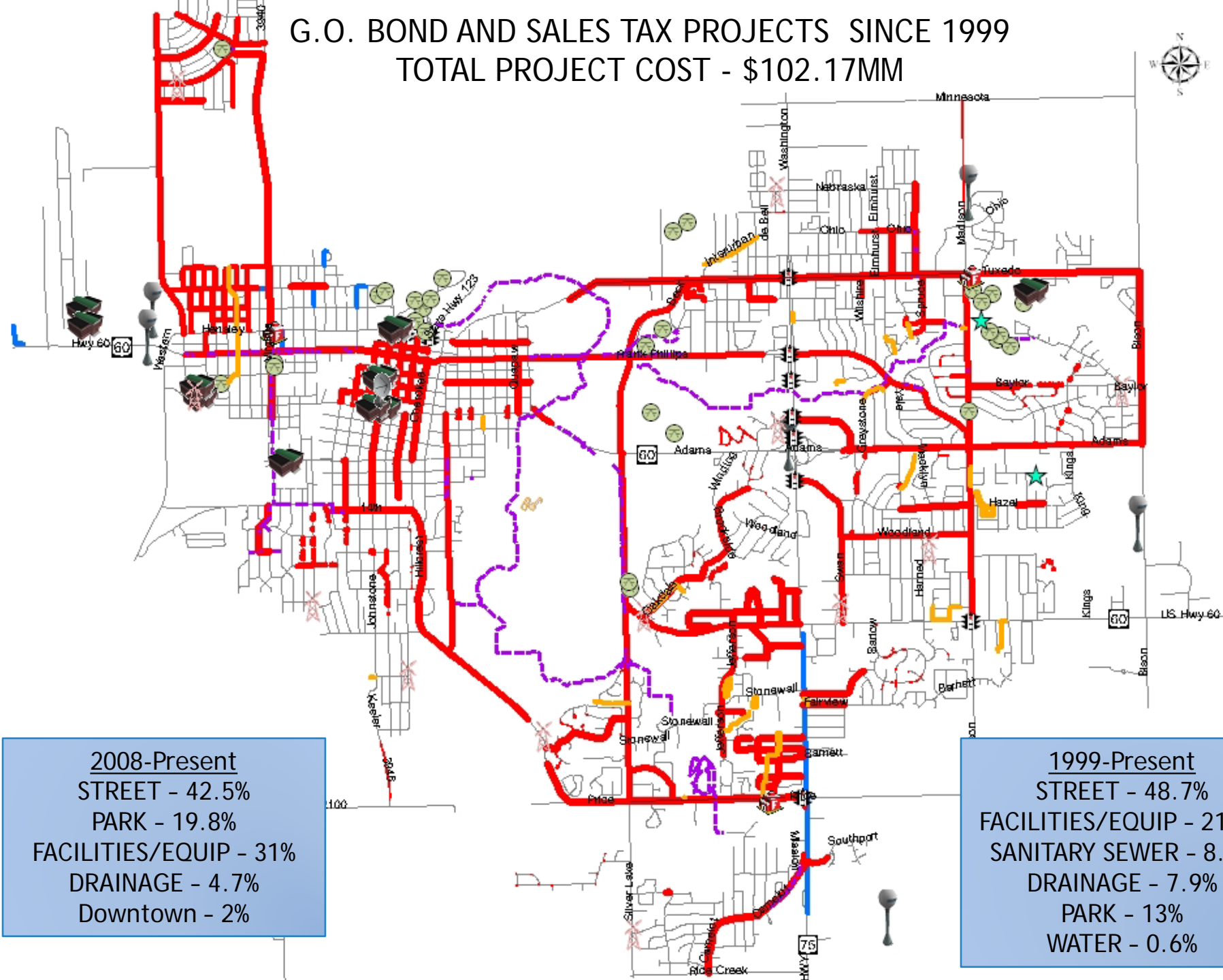
PROPOSITIONS 1, 2, 3, & 5

PROJECTS BY CATEGORY

Streets, bridges, and drainage	\$18,275,000
Parks and recreation	\$3,500,000
Public safety equip	\$5,362,500
Municipal buildings and equip	\$7,362,500
Cost of issuance	\$500,000
Total	\$35,000,000

G.O. BOND AND SALES TAX PROJECTS SINCE 1999

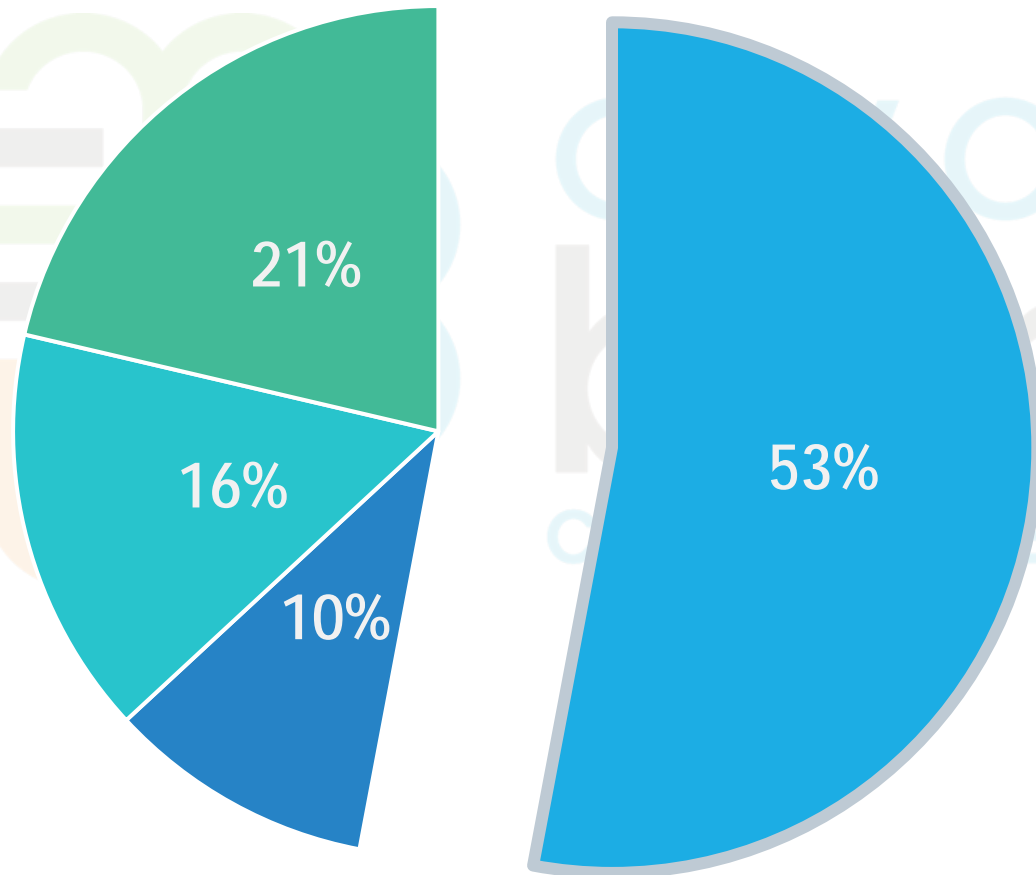
TOTAL PROJECT COST - \$102.17MM



2008-Present
STREET - 42.5%
PARK - 19.8%
FACILITIES/EQUIP - 31%
DRAINAGE - 4.7%
Downtown - 2%

1999-Present
STREET - 48.7%
FACILITIES/EQUIP - 21.4%
SANITARY SEWER - 8.4%
DRAINAGE - 7.9%
PARK - 13%
WATER - 0.6%

STREETS, BRIDGES, AND DRAINAGE



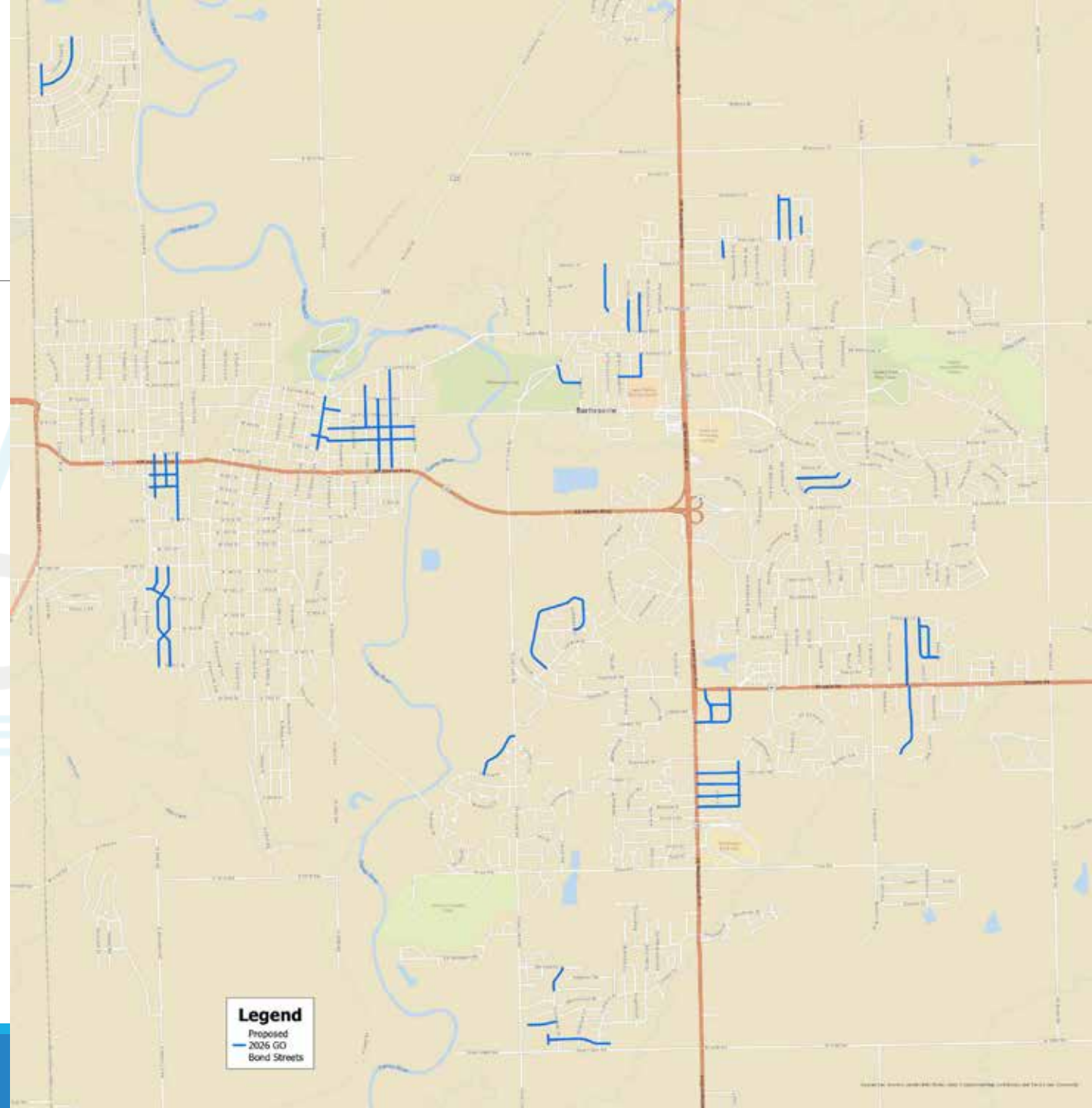
- Streets, Bridges & Drainage
- Parks and Recreation
- Public Safety Equipment
- Municipal Buildings and Equipment

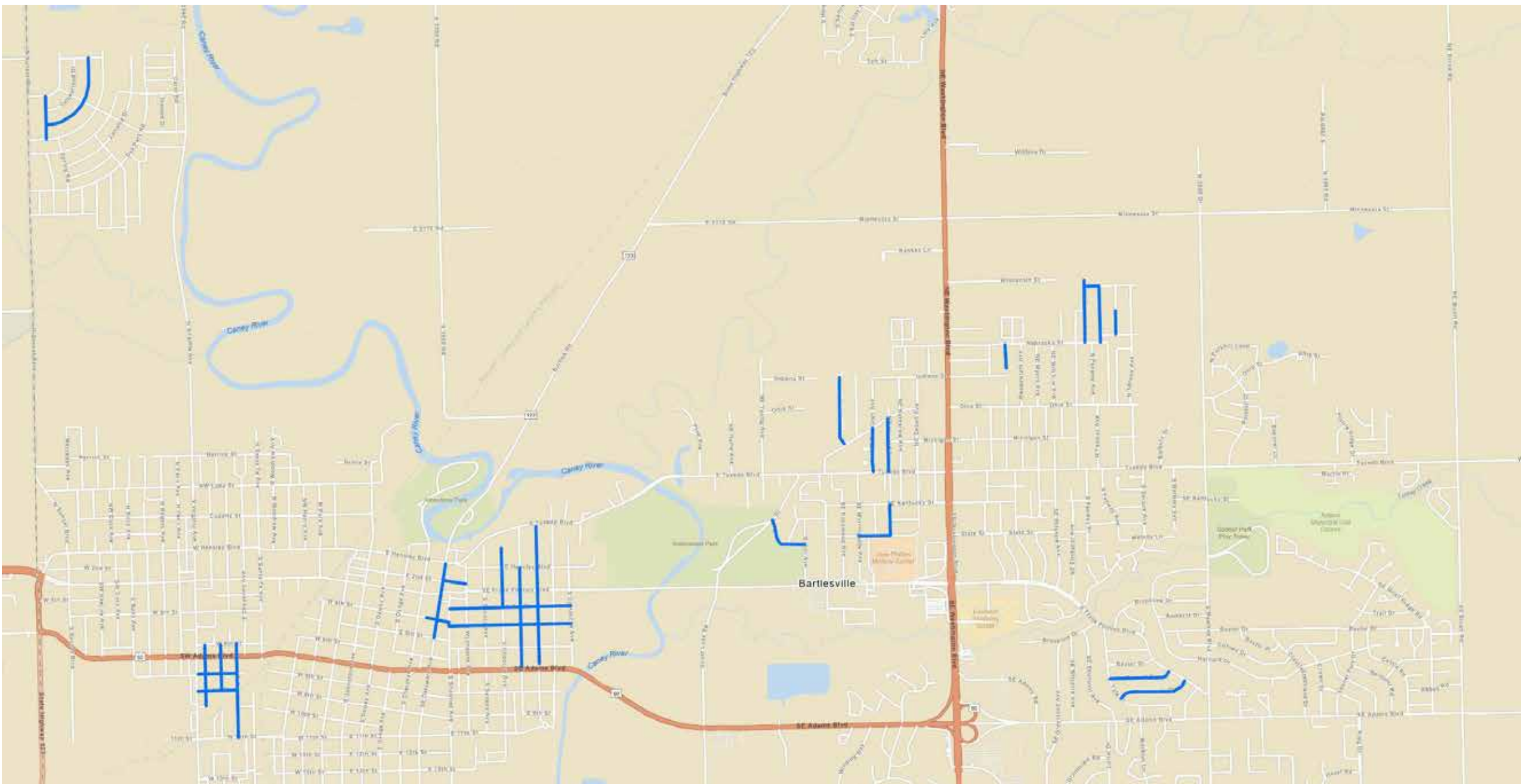
All streets chosen by citizen
Street and Traffic Committee

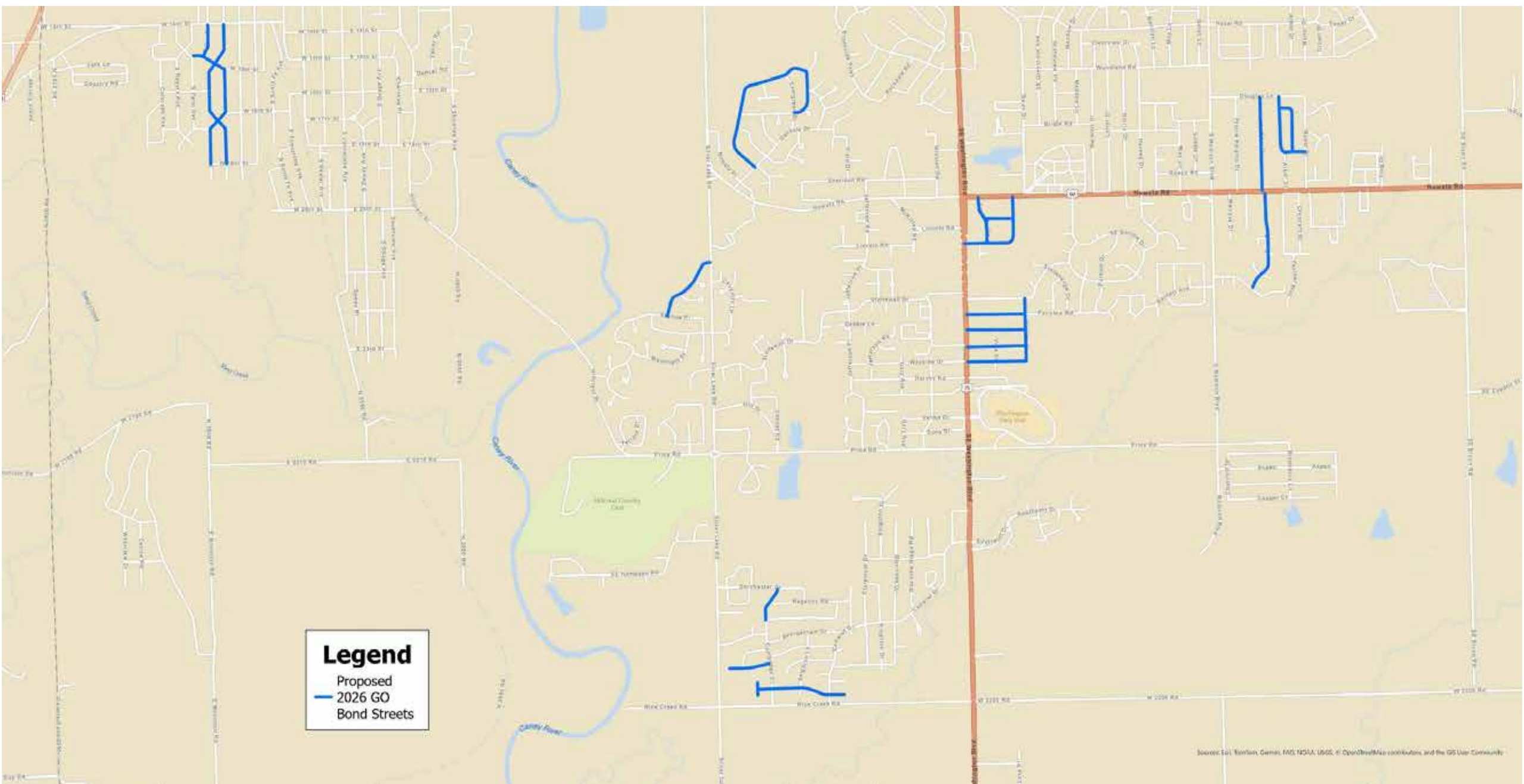
PCI used to rate and select
streets

Significant renovation of these
streets

Preventative maintenance
streets not shown as they are
selected annually by Street and
Traffic Committee







Legend

Proposed
2026 GO
Bond Streets

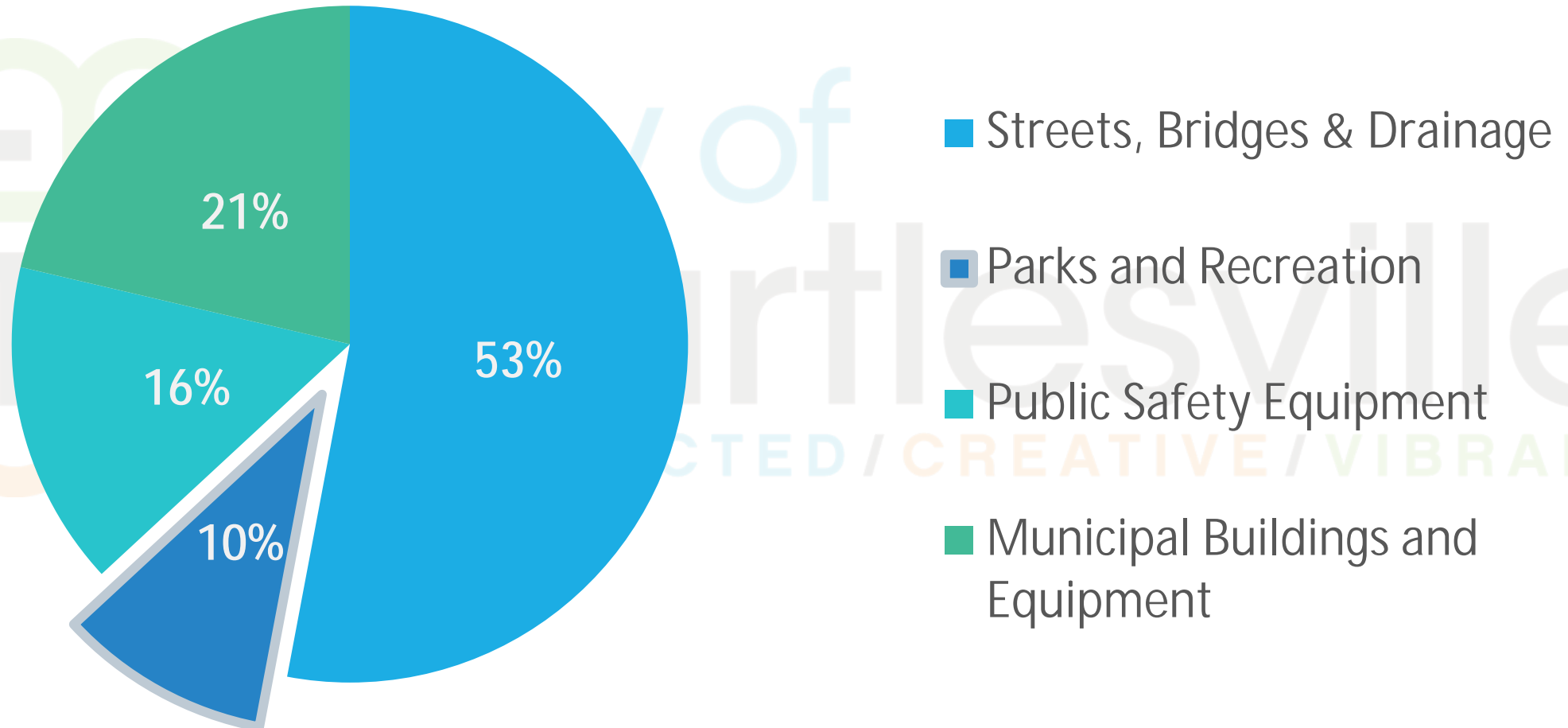
STREETS, BRIDGES, AND DRAINAGE

PROJECT/EQUIPMENT	GO BOND	SALES TAX
Lindenwood/Mistletoe (Asphalt Reconstruction)	1,025,000	
Oak/Hickory/Elm/8th/9th (Mill/Overlay)	975,000	
4th Street (Cherokee to Comanche - Mill/Overlay)	950,000	
Wisconsin/Shannon/Cummings/Fenway/Nebraska Ct (Mill/Overlay)	940,000	
Quail Drive & Cherokee Hills (Concrete Panel)	875,000	
Delaware/2nd/3rd/Mill St (Mill/Overlay)	875,000	
Fairview/Morgan/Lester/Wayside/Marling (Mill/Overlay)	845,000	
Chickasaw/Creek/Choctaw (Mill/Overlay)	750,000	
Polaris Drive (Silver Lake to Skyline Pl - Concrete Panel)	750,000	
East Dr/Park Ln/Crescent Dr (Mill/Overlay)	645,000	
Elm Ave and Hickory Ave (18th to 13th - Mill/Overlay)	615,000	

STREETS, BRIDGES, AND DRAINAGE

PROJECT/EQUIPMENT	GO BOND	SALES TAX
Dartmouth Drive (Frank Phillips to Yale - Asphalt Reconstruction)	600,000	
Preventive Maintenance Streets (\$1,250,000/yr)	550,000	5,050,000
Cornell Drive (Frank Phillips to Yale - Asphalt Reconstruction)	550,000	
Kensington/Cambridge Ct/Chapel Hill Ct (Mill/Overlay)	515,000	
Fremont/Hilltop/Woodville/Toledo (Mill/Overlay)	490,000	
Rockwood/Roselawn/Howard (Mill/Overlay)	450,000	
Beck Drive (Robin to Silver Lake - Asphalt Reconstruction)	375,000	
Howard/State (Mill/Overlay)	325,000	
Materials for Drainage Improvements (\$25k/yr)		125,000
TOTAL	13,100,000	5,175,000

PARKS AND RECREATION

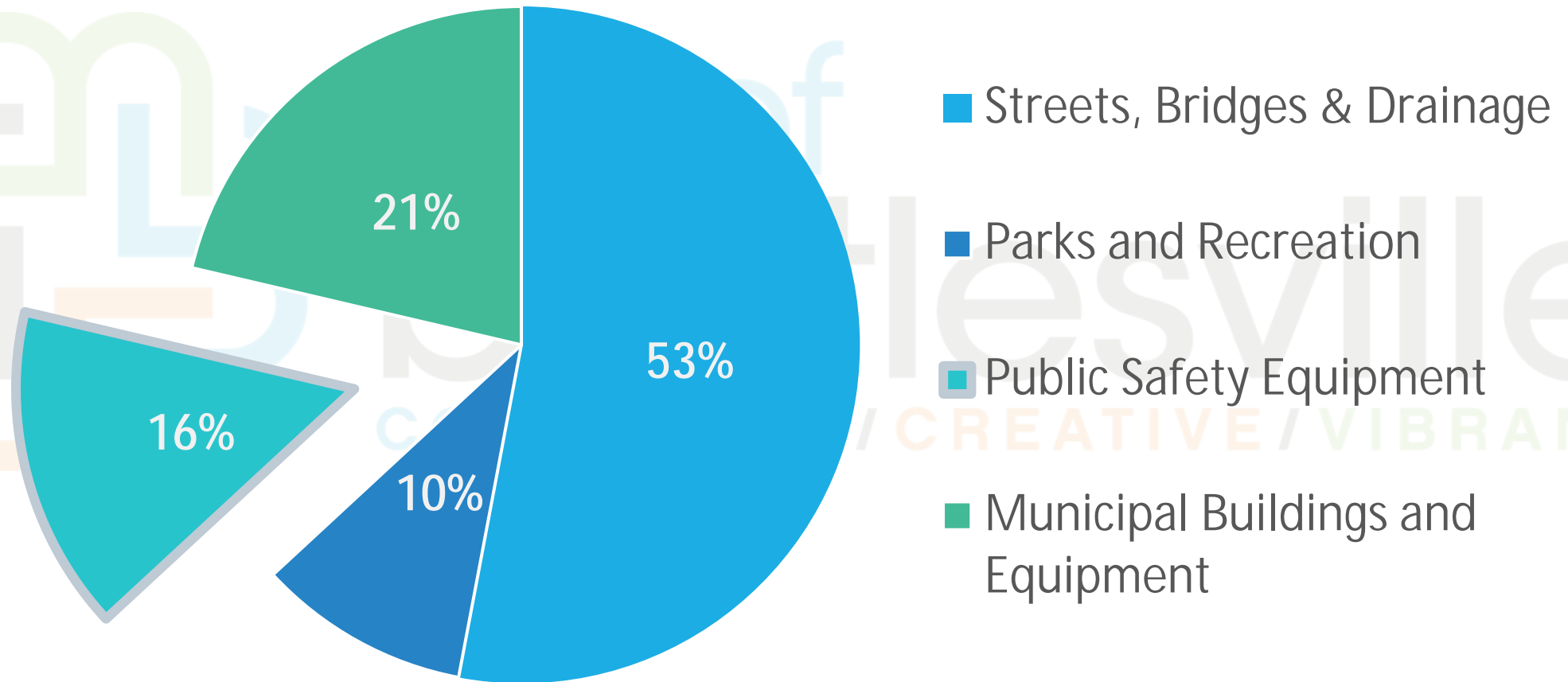




PARKS AND RECREATION

PROJECT/EQUIPMENT	GO BOND	SALES TAX
Price Fields Artificial Turf	1,200,000	
Park Restroom Renovations	400,000	
Park Safety Lighting & Security	400,000	
Park Amenity Upgrades (x10 parks)	300,000	
Park Playground Replacement	300,000	
Park Drip Irrigation (Major Parks)	225,000	
Cooper Dog Park Irrigation	25,000	
Pathfinder Parkway Improvements		400,000
Pathfinder Bridge Deck Replacement		150,000
Park and Pool Amenities		50,000
Park Signage (Wayfinding)		50,000
TOTAL	2,850,000	650,000

PUBLIC SAFETY

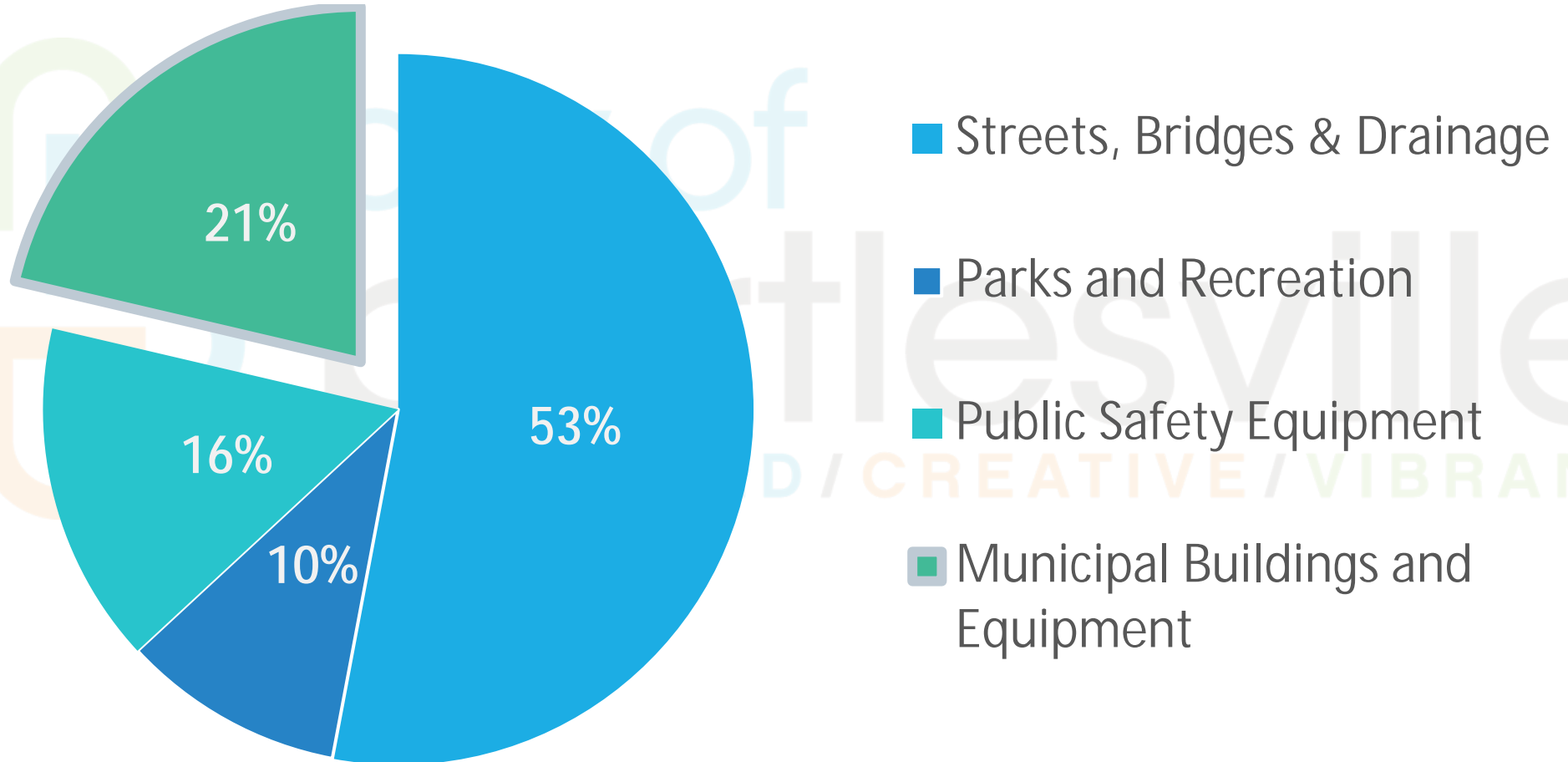




PUBLIC SAFETY

PROJECT/EQUIPMENT	GO BOND	SALES TAX
Fire Apparatus Replacement	1,550,000	
Annual Police Vehicle Replacement (Replace at 10 years)		1,960,000
Annual Police Vehicle Equipment (Replace at 10 years)		1,067,500
Police & Fire Tablets (x75)		475,000
CallWorks 911 Call Handling System		190,000
Police Body Camera Replacement (x72)		60,000
Police Taser Replacement (x60)		60,000
TOTAL PUBLIC SAFETY	1,550,000	3,812,500

MUNICIPAL BUILDINGS AND EQUIPMENT





GENERAL GOVERNMENT BUILDINGS AND EQUIPMENT

PROJECT/EQUIPMENT	GO BOND	SALES TAX
General Fund Vehicle Replacement (Replace at 10 yrs)		1,500,000
Storm Siren Upgrade		800,000
Community Center Lighting Upgrade		800,000
Replace Core Servers		800,000
Dump Trucks with Snow Equipment (x2)		600,000
BCC Chiller Replacement		500,000
IT Infrastructure Upgrades		400,000
Aerial Lift Truck		300,000
Annual PC Replacement/Software (x15/yr)		300,000
Library Elevator Modernization		300,000

GENERAL GOVERNMENT BUILDINGS AND EQUIPMENT

PROJECT/EQUIPMENT	GO BOND	SALES TAX
Golf Course Equipment		300,000
Tractors (x2)		280,000
Tractor Boom and Mower		200,000
Equipment Shed		115,000
BCC HVAC Contactors, Controls & Air Compressor (pneumatics)		92,500
Greens Fans (x3)		45,000
BCC Community Hall Projector		30,000
TOTAL GENERAL BUILDINGS AND EQUIPMENT	-	7,362,500

PROJECTS TOTALS BY CATEGORY

Streets, bridges, and drainage	\$18,275,000
Parks and recreation	\$3,500,000
Public safety equip	\$5,362,500
Municipal buildings and equip	\$7,362,500
Cost of issuance	\$500,000
Total	\$35,000,000

PROJECT TOTALS BY PROPOSITION

PROP 1 (\$1.6M) – General Obligation Bond Public Safety

PROP 2 (\$13.5M) – General Obligation Bond Streets and Bridges

PROP 3 (\$3.0M) – General Obligation Bond Parks and Recreation

PROP 5 (\$17.0M) – Capital Improvement Sales Tax



ECONOMIC DEVELOPMENT

PROPOSITION 4



ECONOMIC DEVELOPMENT RESULTS

¼ Sales Tax Initiated in 1986

Five-year Sunset

Seven Consecutive Renewals

Primary Job creation & Diversification

Increase Retail Sales Tax Collection

Stop Retail Leakage



ECONOMIC DEVELOPMENT RESULTS

Blue Whale Materials - Leased multiple buildings at the Bartlesville Industrial Park – 100+ jobs

Lincoln Electric Products - Purchased former Siemens facility in west Bartlesville – 100+ jobs

ABB - Purchased building and added 60 jobs

MGM/KC Welding - 40 jobs & Expanded Facility

Phillips Precision Machine - Building Expansion



ECONOMIC DEVELOPMENT RESULTS

Resident Recruitment -125 employees recruited to live in Bartlesville.

Building for the Future - All available properties sold or leased to major employers. Began construction of airport hangar, and design of large manufacturing building.



ECONOMIC DEVELOPMENT RESULTS

New Retail

- Whataburger
- 7 Brew
- Scooter's Coffee
- Bricktown Brewery
- Jimmy's Egg
- HTeaO
- Wingstop
- Neal's Furniture
- Dutch Bros. Coffee
- Tropical Smoothie

Expanded Local Retailers

- Luigi's
- Bob Loftis Furniture



VISIT BARTLESVILLE

PROPOSITION 4



DESTINATION MARKETING RESULTS

Visitor Spending Strengthens Bartlesville

Promotes Bartlesville as a destination and attracts visitors from outside the community

Supports events, tours, tournaments, and film productions

Drives visitor spending at locally owned restaurants, retail, attractions, and services

Generates sales and lodging tax revenue that reduces the tax burden on residents, approximately \$175-\$187 per household per year

Measurable fiscal impact from visitation continues to grow: \$700K (FY23), \$764K (FY24), \$863K (FY25)

Tourism is economic development. Visitors help pay for the Bartlesville we all share.



WRAP UP



WHAT WILL BE ON THE BALLOT?

PROP 1 (\$1.6M) – General Obligation Bond Public Safety

PROP 2 (\$13.5M) – General Obligation Bond Streets & Bridges

PROP 3 (\$3.0M) – General Obligation Bond Parks & Recreation

PROP 4 (\$8.5M) – Economic Development Sales Tax

PROP 5 (\$17.0M) – Capital Improvement Sales Tax

QUESTIONS?

Mike Bailey – mlbailey@cityofbartlesville.org

Micah Siemers – wmsiemers@cityofbartlesville.org

Chris Batchelder – cbatchelder@bdaok.org

Jared Patton – jpatton@bdaok.org

www.cityofbartlesville.org/election-2026

